





## Gesture Prompt Sheet—An Unforgettable Alphabet



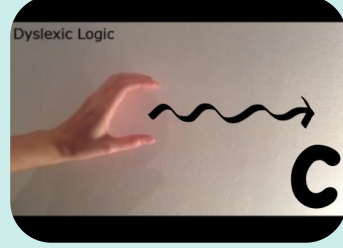
**Short vowel- bouncy sound**  
**Tip an ant off an apple**

In front of your body tip your fist back and forth to tip the ant off.



**consonant- bouncy sound**  
**Bang a big blue boot**


Pretend your fists are in boots stamping as you walk.



**consonant- bouncy sound**  
**Crawl the curly caterpillar**


Move your hand from left to right tipping it up and down.

(C and K make exactly the same sound)



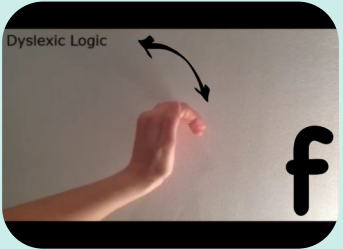
**consonant- bouncy sound**  
**Be a dancing dinosaur**

Make jazz hands as you dance.




**Short vowel- bouncy sound**  
**Open a boiled egg up.**

Lift the top of the egg up and look inside it.



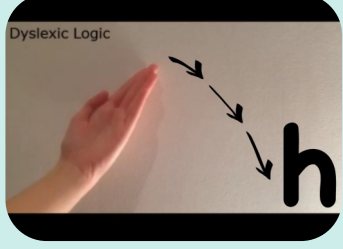
**consonant- stretchy sound**  
**Make the flower flop forward**

Start with your fingers stretched up and slowly flop your fingers forwards. Make children place their teeth on their lower lip.




**consonant- bouncy sound**  
**Be grumpy and flick your hair**

Run your left hand down the right side of your face as though you are stroking your plait.



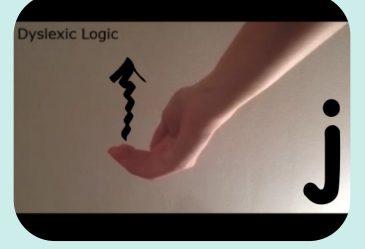
**consonant- bouncy sound**  
**Huff like you are hot**

Put your finger tips to your lips. Breathe heavily onto your palm as you lower it away from your mouth.



**Short vowel- bouncy sound**  
**Be an insect covered in ink**

On either side of your face wiggle your fingers like you are flicking ink off them.




**consonant- bouncy sound**  
**Scoop jelly out of a jar**

Using your right hand scoop up the jelly and then jiggle it around.




## Gesture Prompt Sheet—An Unforgettable Alphabet




**consonant- bouncy sound**  
**Kick like a cross kangaroo**

Begin with a fist. Kick out with two fingers.



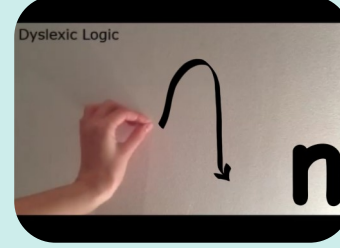
**consonant- stretchy sound**  
**Lick a lime lolly**

Mime licking a lolly pop. Ensure that children place tip of tongue directly behind their teeth.



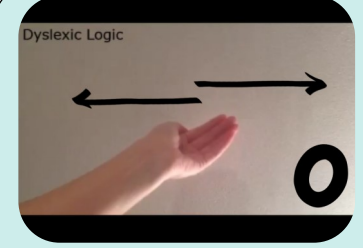
**consonant- stretchy sound**  
**Be a mouse who has eaten marshmallows**

Place your palm against your belly and rub it saying mmmmm, like you've eaten something delicious.




**consonant- stretchy sound**  
**Sew with a new needle**

Thread a nice new needle and make a stitch. Ensure children's lips are apart to distinguish from M.




**Short vowel- bouncy sound**  
**Catch an orange**

Move your hand like you are catching an orange that has been thrown towards you.



**consonant- bouncy sound**  
**Be a parrot spitting out a pea**

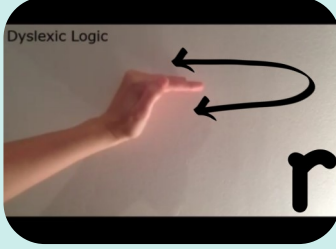
Put your hand in front of your mouth and pretend to spit a pea into it. Check children can feel the puff of air against their hand.



**consonant-**  
**Wave like the queen**

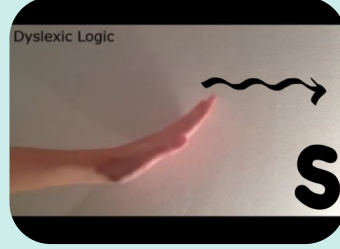
Hold an umbrella with one hand and wave gracefully with the other.

(/k/ and /w/ sounds blended)



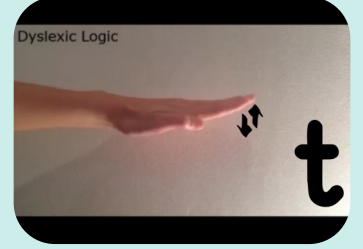
**consonant- stretchy sound**  
**Be a rusted robot**

Move your arm jerkily like you are rusty.



**consonant- stretchy sound**  
**Slither like a snake**

Wiggle your whole hand to make the shape of a snake.




**Short vowel- bouncy sound**  
**Tap-dance like a tiger**

Tap with your toes and your finger tips with both arms out to the side forming the shape of the t.




## Gesture Prompt Sheet—An Unforgettable Alphabet




**Short vowel- bouncy sound**  
**Catch drips under an umbrella**

With one hand hold a broken umbrella and with the other catch the drips that leak through.




**consonant- stretchy sound**  
**Be the beak of a vile vulture**

Pull a face and pretend your hand is a beak trying to peck things.



**consonant- bouncy sound**  
**Be a wiggly worm**


Use two fingers to trace the path of a wiggling worm.



**consonant-**  
**E-ray your arms**


Cross over your arms and place them in the x-ray machine. Then move to do this with your fingers.

(/k/ and /s/ sounds blended)



**consonant- bouncy sound**  
**Eat yucky yogurt**

Pretend you've eaten disgusting yogurt and motion from your mouth over your shoulder.



**consonant- stretchy sound**  
**Zip up a zigzag**

In front of your body pretend to zip up a zigzag shape.

### Notes on using gesture to support children learning the alphabet-

Begin with concrete objects e.g. hold up an actual umbrella, put on big blue boots, open a hard boiled egg etc. Activities that are not part of a typical day are more memorable.

Use whole body movements initially. The bigger the better. Make sure that the children make the movements rather than just watch an adult make the movements.

Draw attention to the links between the letter shapes and the gestures being made.

Always move hand from left to right, in the same direction that text is written, unless the gesture is related to letter formation.

