





Gesture Prompt Sheet—Fabulous Phonics 1




consonant- stretchy sound
Say shush to the sheep

Put your finger to your lips.




consonant- bouncy sound
chat like a chimp

Pretend you are a chimp with swinging arms.



consonant- /th/ & /th/
Thank them

Move your hand as though you are taking something. Say both the voiced and unvoiced versions of the sound.



consonant-
Wave like the queen

Hold an umbrella with one hand and wave gracefully with the other. (the same as q)

(/k/ and /w/ sounds blended)



consonant-
Show off your ring


Bend your fingers so people can admire your ring.



consonant-
Whirl like a wheel


Using two fingers trace the shape of a wheel going around.

(taught as /w/ sound for most dialects, not /hw/)



consonant- stretchy
Click a photograph

Pretend to take photographs very slowly.




vowel- bouncy sound
Open and close a book

Using both hand place your palms together, then open them like you are looking at a book and quickly close it again.




Gesture Prompt Sheet—Fabulous Phonics 1




Long vowel sound
Fly a plane

Turn your hand into a plane shape and scoop it upwards.




Long vowel sound
Weigh to see if it is even

Using two hands pretend to weigh to objects to see if they are the same weight.




Long vowel sound
Pull on the kite string

Pretend to hold a piece of string in your hand and pull it back towards your body.




Long vowel sound
Make the shape of a dune

Start with your hand high and run it down to make a steep slope.



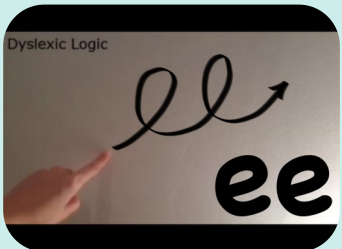
Long vowel sound
Feel a globe

Move your hands around the outside of a globe.




Long vowel sound
Trace falling rain

Put your hand up and wiggle your fingers to mimic falling rain.




Long vowel sound
Fly like a bee

Trace the route of a bumble bee as it flies loop-the-loop.




Long vowel sound
Point to the light

Raise your hand to point to the light.



Long vowel sound
Say boo

Hide behind your hands. Then slide them apart and say 'oo', as though you were playing peeka-boo.




Long vowel sound
Wash your face with soap

Pretend to rub soap onto your cheeks.




Gesture Prompt Sheet—Fabulous Phonics 1




Long vowel sound
Make rays of sun to day

Begin with a fist. Slowly open your hand with fingers spread out.



Long vowel sound
Make the waves of the sea

Lift your hand up and down making waves.




Long vowel sound
Be shy

Covers your eyes with your hands as though you are shy.



Long vowel sound
Screw something up

Pretend you are holding a giant screw and screwing it in.



Long vowel sound
Throw a snowball

Lift your hand up in a fist and move it forward opening your fist as though you're throwing a snowball.

Notes on using gesture to support children learning phonics-

Use whole body movements initially. The bigger the better. Make sure that the children make the movements rather than just watch an adult make the movements. Over time reduce them inconspicuous movements made with the non-dominant hand that children can make while reading or writing.

Draw attention to how the visual forms on the Phoneme flashcards relate to the gesture and to the letters used to write the grapheme. Where appropriate use real objects to reinforce learning.



Ask children to 'act out' words. This will allow them to 'feel' the difference between common homophones like pear/pair, male/mail and site/sight. It will also allow them to 'feel' the similarities between similar words like, sheep, sleep and keep.