





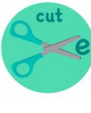


















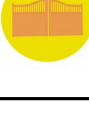








1. Use the suffix bank below and add a suffix to each OU or OW word. Circle the join you used.



loud	+	ly	=	loudly	   
crouch	+	○	=	○	   
bounce	+	○	=	○	   
crown	+	○	=	○	   
round	+	○	=	○	   
frown	+	○	=	○	   
sprout	+	○	=	○	   
power	+	○	=	○	   

2. Write each complex word in a sentence.
3. Challenge: Can you create any other complex OU or OW words? Use the suffix bank to help you think of ideas.

-----

\_\_\_\_\_